

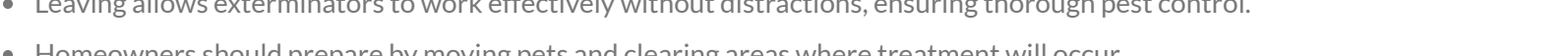
Can You Be in the House When the Exterminator Comes in Round Rock, TX?

By Mario Zano | May 12, 2025 | Pest Control | 0 comments



In Round Rock, TX, it is generally recommended to leave the house when the exterminator arrives. This helps guarantee safety from chemical exposure and allows exterminators to work effectively without distractions. Homeowners should prepare their homes by removing pets and clearing areas where treatment will occur. Following treatment, it is important to wait for the advised time before re-entering the space. For more guidance on treatment safety and preparation, consult the experts at [Round Rock pest extermination](#)

KEY ARTICLE HIGHLIGHTS



- It is highly recommended to leave the house during extermination to ensure safety from chemical exposure.
- Evacuating protects residents, especially those with respiratory issues or allergies.
- Leaving allows exterminators to work effectively without distractions, ensuring thorough pest control.
- Homeowners should prepare by moving pets and clearing areas where treatment will occur.
- Follow post-treatment guidelines, including waiting before re-entering and ventilating the space.

Can you be in the house when the exterminator comes in R...

UNDERSTANDING THE EXTERMINATION PROCESS

Although many homeowners may feel anxious about pest problems, understanding the extermination process can help ease these concerns. Exterminator procedures typically start with an inspection of the home. The exterminator looks for signs of pests and identifies the type present. Next, they explain the pest control methods they will use. This can include traps, sprays, or baits designed to eliminate pests safely. Homeowners may need to prepare their space by moving furniture or covering items. During this process, the exterminator will often focus on key areas such as entry points, moisture zones, and nesting sites to ensure a comprehensive approach to pest control. Additionally, they may utilize perimeter sprays to create a protective barrier around the home. After treatment, the exterminator may provide guidance on preventing future infestations. It is essential for homeowners to follow these instructions closely. To effectively manage bed bug issues, exterminators often recommend mattress encasement as a crucial step in preventing future infestations. By knowing what to expect during the extermination process, homeowners can feel more at ease during pest control efforts.



TYPES OF TREATMENTS AND THEIR SAFETY

In Round Rock, TX, exterminators use different types of treatments to address pest issues. Chemical treatments can be effective but raise safety concerns for people and pets. Non-chemical methods offer safer alternatives, but their effectiveness may vary. Additionally, many exterminators in the area utilize residual sprays that can provide long-lasting protection against pests. To enhance effectiveness, exterminators often incorporate standing water management strategies to reduce mosquito breeding sites and improve overall pest control. Effective rodent control involves exclusion repairs to seal entry points and prevent future infestations.

CHEMICAL TREATMENTS SAFETY

How safe are chemical treatments for pest control? Chemical treatments can be effective but come with risks. These methods often involve substances that may cause chemical exposure. It is vital to follow safety guidelines carefully to minimize any dangers. Exterminators use different types of chemicals, such as sprays or baits. Each type has its own safety measures. Homeowners should be informed about the specific chemicals used and their potential effects. It is recommended to leave the premises during treatment to avoid exposure. After the treatment, waiting for a specified time before re-entering is essential. This guarantees that any harmful residues have settled. Understanding these aspects helps maintain safety while effectively controlling pests.

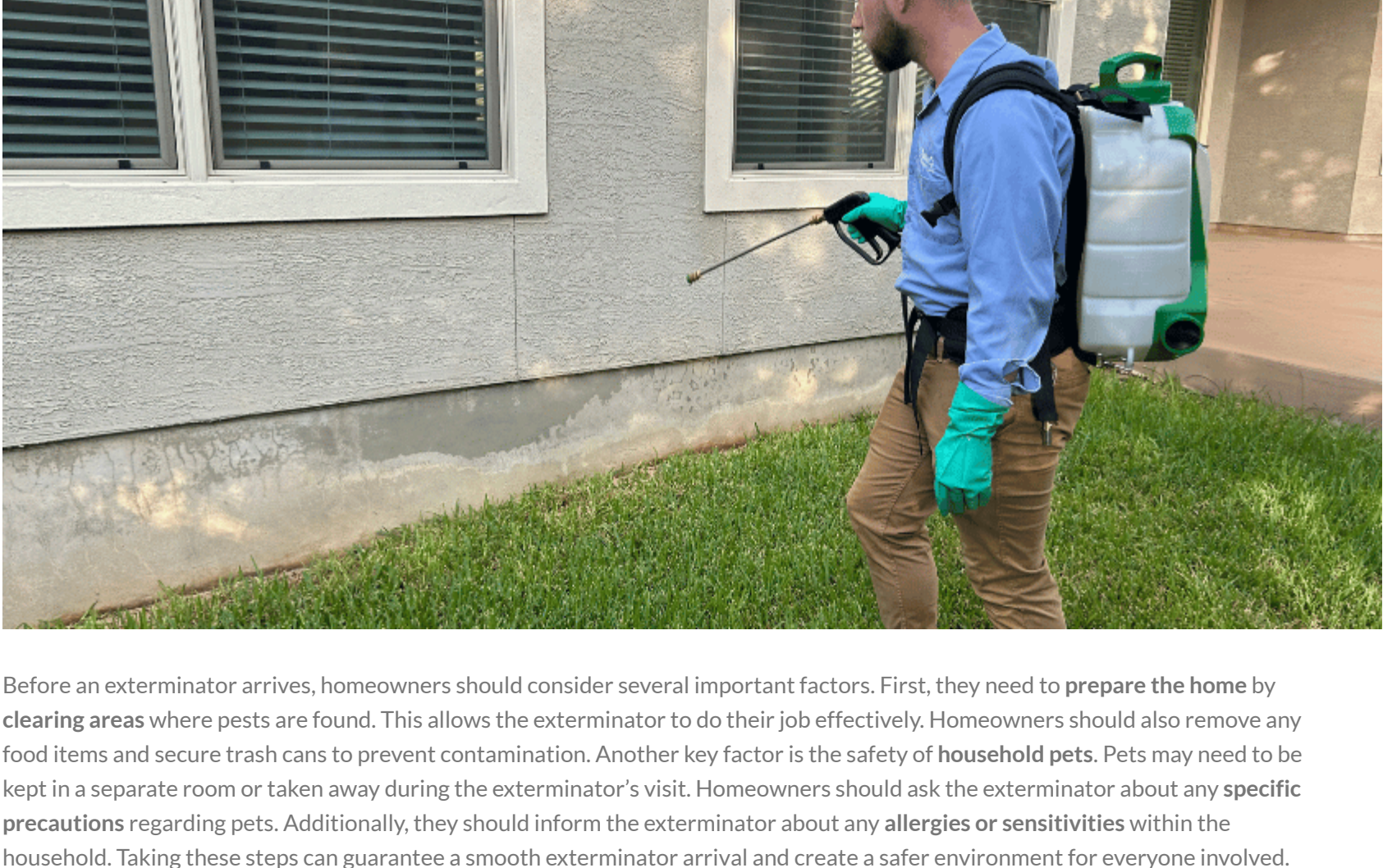
NON-CHEMICAL METHODS OVERVIEW

Chemical treatments are not the only option for pest control. Many homeowners seek non-chemical methods for their safety and effectiveness. These methods focus on natural pest control and include various prevention strategies.

- **Traps:** These capture pests without using harmful chemicals.
- **Diatomaceous Earth:** This natural substance can deter insects by damaging their exoskeletons.
- **Essential Oils:** Certain oils repel pests effectively and are safe for indoor use.

Using these treatments allows for a cleaner environment while reducing chemical exposure. Homeowners can combine these methods with regular maintenance to enhance their pest prevention strategies. Overall, non-chemical options provide a balanced approach to managing pests in a safe manner.

FACTORS TO CONSIDER BEFORE YOUR EXTERMINATOR'S VISIT



Before an exterminator arrives, homeowners should consider several important factors. First, they need to prepare the home by clearing areas where pests are found. This allows the exterminator to do their job effectively. Homeowners should also remove any food items and secure trash cans to prevent contamination. Another key factor is the safety of household pets. Pets may need to be kept in a separate room or taken away during the exterminator's visit. Homeowners should ask the exterminator about any specific precautions regarding pets. Additionally, they should inform the exterminator about any allergies or sensitivities within the household. Taking these steps can guarantee a smooth exterminator arrival and create a safer environment for everyone involved. Furthermore, homeowners should consider discussing effective strategies for termite control with their exterminator to ensure comprehensive treatment of any potential infestations. For instance, it is important to address flea and tick control as part of the overall pest management plan, especially if pets are present in the home.

WHEN IT'S SAFE TO STAY IN THE HOUSE

Knowing when it is safe to stay in the house during pest treatment is important. Different types of treatments may have varying safety guidelines. It is crucial to follow any safety precautions provided by the exterminator to guarantee a safe environment.

TREATMENT TYPE CONSIDERATIONS

When homeowners consider pest treatment options, it is important to understand which methods allow them to stay in their homes safely. Different treatment types vary in their treatment duration and treatment effectiveness. Homeowners should keep the following points in mind:

- **Chemical treatments:** Often require temporary evacuation for safety but can be highly effective.
- **Non-chemical methods:** Such as traps or baits, usually allow homeowners to remain in the house without risk.
- **Heat treatments:** May have short durations, enabling occupants to return quickly after the process.

Understanding these options helps homeowners choose the best pest control method. Each option comes with its own considerations regarding safety and effectiveness, making informed decisions essential for a successful pest treatment experience.

SAFETY PRECAUTIONS TO FOLLOW

While homeowners may feel uneasy during pest treatment, following specific safety precautions can help guarantee their well-being. First, it is important to wear safety gear, such as gloves and masks, if staying in the house. This gear can protect against any dust or chemicals released during treatment. Additionally, pet precautions are essential. Pets should be kept in a separate room or taken outside to prevent exposure to harmful substances. Homeowners should also ascertain that food and dishes are stored away to avoid contamination. It is wise to limit movement in treated areas until the exterminator indicates it is safe. By adhering to these guidelines, homeowners can maintain a safe environment during pest control procedures.

SITUATIONS WHERE YOU SHOULD LEAVE

Leaving a home during an extermination process can be necessary under certain circumstances. Homeowners should prioritize safety and follow exterminator etiquette. There are specific situations where it is best to leave the premises.

Leaving your home during extermination is crucial for safety; prioritize well-being and follow professional advice.

- If the exterminator uses toxic chemicals.
- When there are pets or young children in the home.
- If the homeowner has respiratory issues or allergies.

In these cases, leaving guarantees home safety for everyone involved. It is wise to follow the exterminator's guidance regarding how long to stay away. This not only protects the health of residents but also allows the exterminator to work without distractions. Ultimately, making the choice to leave can lead to a more effective extermination process, benefiting both the home and its inhabitants.

PREPARING YOUR HOME FOR THE EXTERMINATOR

After deciding to leave during the extermination, homeowners need to prepare their space for the exterminator. It is crucial to follow a pre extermination checklist to guarantee a smooth process. First, remove pets from the home. This includes dogs, cats, and any other animals. Next, clear areas where the exterminator will work, such as under sinks and behind appliances.

Homeowners should also store food in sealed containers and cover kitchen surfaces. In addition, they must take down any personal items that may be in the way. Finally, follow any specific home preparation tips provided by the exterminator. By completing these steps, homeowners can help create a safe and effective environment for pest control to take place.

COMMUNICATING WITH YOUR EXTERMINATOR



How can homeowners guarantee effective communication with their exterminator? Clear exterminator communication is crucial for successful pest control. Homeowners should take specific steps to ascertain they and their exterminator are on the same page regarding treatment expectations.

- **Share detailed information:** Homeowners must explain the pest problem thoroughly, including signs of infestation.
- **Ask questions:** Homeowners should inquire about the treatment process, safety measures, and follow-up visits.
- **Confirm understanding:** It is imperative to repeat back what the exterminator has explained to confirm clarity.

POST-TREATMENT SAFETY MEASURES

Post-treatment safety measures are essential for homeowners to confirm their environment remains safe after pest control. After the exterminator leaves, it is important to conduct a post-treatment inspection. This helps to confirm that all areas are treated properly and that no pests remain. Homeowners should wait the recommended time before re-entering treated areas. This waiting period reduces exposure to any chemicals used during treatment. It is also wise to ventilate the space by opening windows and doors. Homeowners should monitor for any signs of pests in the following weeks to assess any long-term effects of the treatment. Following these safety measures can provide peace of mind and a healthier living environment.

FREQUENTLY ASKED QUESTIONS

CAN I SCHEDULE MY EXTERMINATION APPOINTMENT FOR A SPECIFIC TIME?

Extermination scheduling often allows for appointment flexibility. Clients may request specific times for their appointments, depending on the exterminator's availability. It is advisable to contact the service provider to confirm suitable scheduling options.

WHAT SHOULD I DO IF MY PET ACCIDENTALLY INGESTS PEST CONTROL PRODUCTS?

In a shocking twist, a pet's gourmet dinner becomes a toxic affair. Pet safety is paramount; if ingestion occurs, seek emergency response immediately. Always keep pest control products out of reach to avoid culinary disasters.

HOW OFTEN SHOULD I HAVE MY HOME TREATED FOR PESTS?

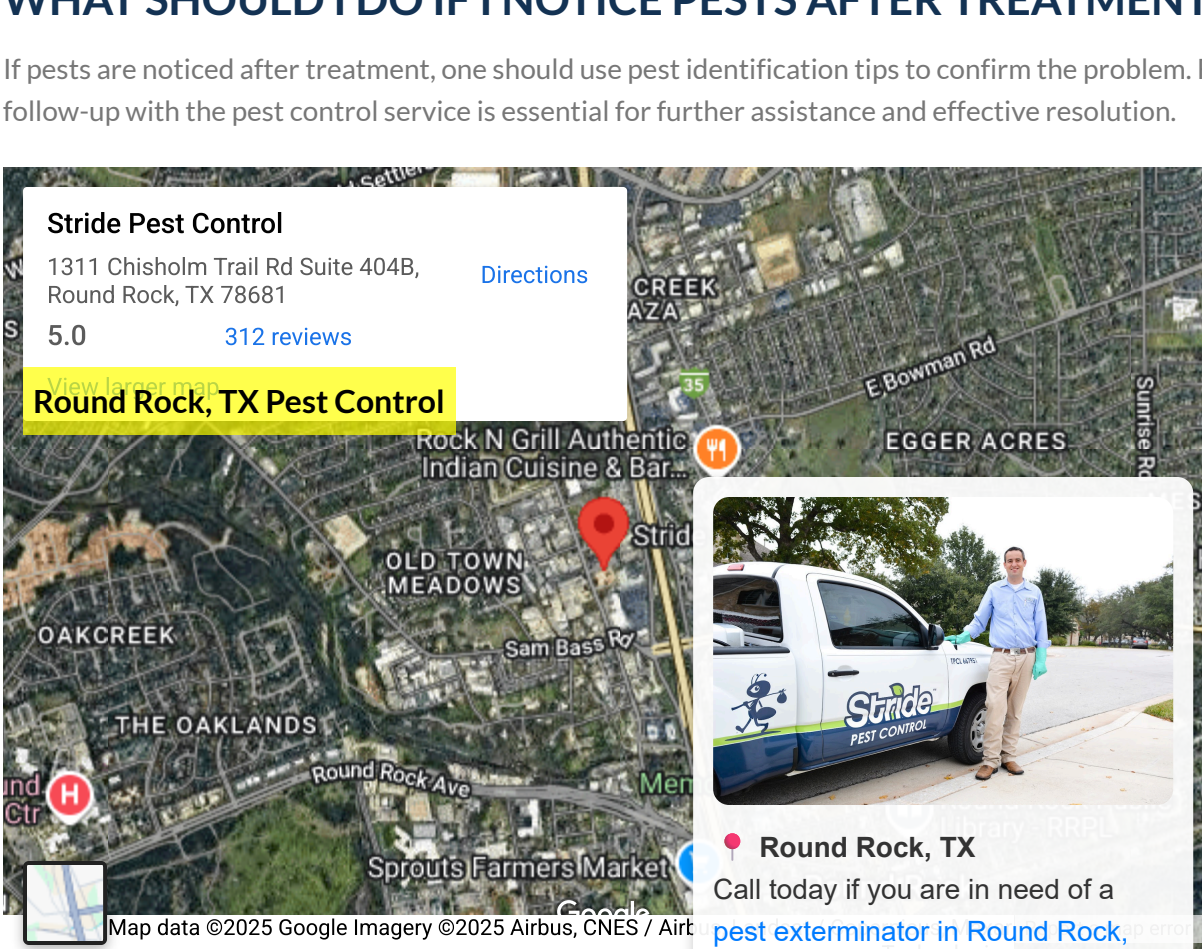
Regular treatment frequency for pests depends on the infestation level. Homeowners should consider pest prevention strategies, such as seasonal treatments every three months, to maintain a pest-free environment and reduce future infestations effectively.

ARE THERE ANY NATURAL PEST CONTROL OPTIONS AVAILABLE?

Around 50% of households prefer natural pest control. Essential oils like peppermint and lavender deter pests, while neem oil disrupts their life cycle. These options provide effective alternatives to chemical treatments for home pest management.

WHAT SHOULD I DO IF I NOTICE PESTS AFTER TREATMENT?

If pests are noticed after treatment, one should use pest identification tips to confirm the problem. Following this, a treatment follow-up with the pest control service is essential for further assistance and effective resolution.



Mario Zano

[See Full Bio >](#)

